



## SHALE SHAKER SCREENS


S.No.	Shale Shaker Model	Screen Type	Screen Range	Dimension in mm (L x W)	Screen Model
1.	Venom Shale Shakers	Flat Type	API 20 to API 325	1165 x 585	SCREEN VS-A
2.	Super-G Shale Shakers	Flat Type	API 20 to API 325	1050 x 697	SCREEN SG-A
3.	Super-G Shale Shakers	Pyramid Type	API 20 to API 325	1050 x 697	SCREEN SG-P
4.	Super-G <sup>+</sup> Shale Shakers	Pyramid Type	API 20 to API 325	1070 x 570	SCREEN SG <sup>+</sup> -P




Screen for Venom Shakers  
Model : SCREEN VS-A  
Figure No. 45



Screen for Super-G Shakers  
Model : SCREEN SG-A  
Figure No. 46



Screen for Super-G Shakers  
Model : SCREEN SG-P  
Figure No. 47



Screen for Super-G<sup>+</sup> Shakers  
Model : SCREEN SGP-P  
Figure No. 48

Note: All the screens are manufactured strictly in compliance with API RP 13C.